

# ICOM

INSTRUCTIONS

BATTERY PACKS AND CASE

**BP-2 BP-3 BP-4  
BP-5 BP-5A BP-7  
BP-8 BP-70**

## PRE-CAUTIONS

- NEVER** throw a battery pack into a fire since internal battery gas could cause an explosion.
- NEVER** put the battery pack in water. If the battery pack is wet, be sure to wipe it dry.
- NEVER** short the terminals on the top panel of the battery pack. Use the plastic insulator strip provided to prevent this when the battery pack is not attached to the transceiver.
- NEVER** replace the battery cells. NiCd battery packs can normally be recharged about 300 times. After this, a new battery pack must be purchased. (The batteries in BP-4 are replaceable.)
- NEVER** charge a battery pack from more than one power source.
- DO NOT** charge with battery chargers that are not recommended. Use the proper charger for each battery pack.
- AVOID** continuous charging after full charging. If excessive charging is repeated, efficiency of the battery pack is reduced.
- AVOID** charging for more than the specified periods shown in the table.

## CHARGING OPERATIONS

- Newly purchased battery packs, or those that have not been recharged for two months or longer, should be fully charged for optimum life and operation.
- Connect the appropriate charger to the battery pack, or insert the battery pack in a drop-in type charger as shown in Fig. 3.
- The BATTERY CHARGE INDICATOR lights up while charging unless a drop-in type AC BATTERY CHARGER is used.

## INTRODUCTION

A wide variety of optional NiCd rechargeable battery packs is available for ICOM's line of advanced handheld transceivers.

For maximum performance with your transceiver using these battery packs, please read these instructions thoroughly.

## BATTERY PACK NOTE:

The full charge capacity of NiCd batteries may be reduced if repeatedly charged with only partial discharge periods. This is called the Battery Memory Effect. If the battery capacity seems lower than when new, discharge the battery pack completely through normal use, then charge fully using the proper charger.

## BATTERY CASE INSTRUCTIONS

- Push and hold the sides of the BP-4 BATTERY CASE and push down on the top aluminum panel. (Fig. 1)

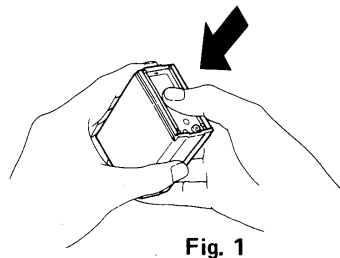


Fig. 1

- Load the batteries and slide the battery holder into the battery case. (Fig. 2)

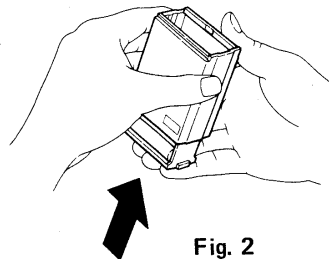


Fig. 2

## SPECIFICATIONS

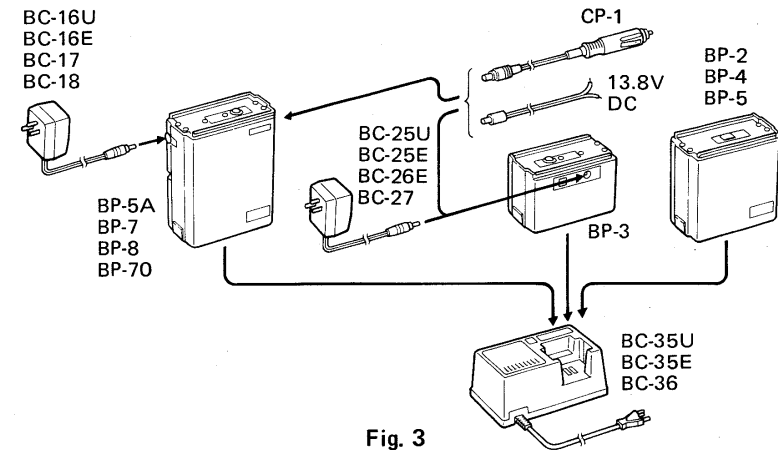


Fig. 3

## CHARGER CONNECTIONS

| MODEL | BATTERY CAPACITY | OUTPUT VOLTAGE | CHARGING PERIOD   |                             |                            |        | EXTERNAL DC POWER SOURCE | HEIGHT |
|-------|------------------|----------------|-------------------|-----------------------------|----------------------------|--------|--------------------------|--------|
|       |                  |                | BC-35U/E<br>BC-36 | BC-25U/E<br>BC-26E<br>BC-27 | BC-16U/E<br>BC-17<br>BC-18 | CP-1   |                          |        |
| BP-2  | 450mAh           | 7.2V           | 1.5hrs.           | N/A                         | N/A                        | N/A    | N/A                      | 39mm   |
| BP-3  | 270mAh           | 8.4V           | 15hrs.            | 15hrs.                      | N/A                        | 15hrs. | 15hrs.                   | 39mm   |
| BP-4  | AA size x 6      | 9V or 7.2V     | * 15hrs.          | N/A                         | N/A                        | N/A    | N/A                      | 49mm   |
| BP-5  | 450mAh           | 10.8V          | 1.5hrs.           | N/A                         | N/A                        | N/A    | N/A                      | 56mm   |
| BP-5A | 450mAh           | 10.8V          | 1.5hrs.           | N/A                         | 15hrs.                     | 15hrs. | 15hrs.                   | 80mm   |
| BP-7  | 450mAh           | 13.2V          | 1.5hrs.           | N/A                         | 15hrs.                     | 15hrs. | 15hrs.                   | 80mm   |
| BP-8  | 800mAh           | 8.4V           | 3hrs.             | N/A                         | 15hrs.                     | 15hrs. | 15hrs.                   | 80mm   |
| BP-70 | 270mAh           | 13.2V          | 9hrs.             | N/A                         | 9hrs.                      | 9hrs.  | 9hrs.                    | 60.5mm |

N/A: Not Applicable

\* **NEVER** charge zinc or alkaline batteries. Only replaceable NiCd batteries can be charged. All stated specifications are approximate and subject to change without notice or obligation.

Icom Inc.

6-9-16, Kamihigashi, Hirano-ku, Osaka 547, Japan

Radio mods manuals  
**KB2LJJ**